

LineGene K Plus | Real-Time PCR Detection System



LineGeneK Plus

Fluorescent Quantitative Detection System



✉ Address: 1192 Bin An Rd, Hi-tech(Binjiang)District,
Hangzhou, 310053, P.R. China

☎ Fax: +86-571-87772210 / 87774553

☎ Phone: +86-571-87774567(Main Line)
Direct Phone: +86-571-87774575(Overseas Department)

🌐 Website: <http://www.bioer.com.cn>

@ Email: overseas@bioer.com.cn E-Date: 2022.02 BIO 48A-2202

* All rights reserved please refer to actual products for true colour representation.




LineGeneK Plus

Fluorescent Quantitative
Detection System

Small body, powerful function, "endless" joy




Mobile tablet, convenient operation, unlimited space



Unique three blocks, accurate temperature control,
easy to put PCR tubes



State alarming light, fashionable and dynamic



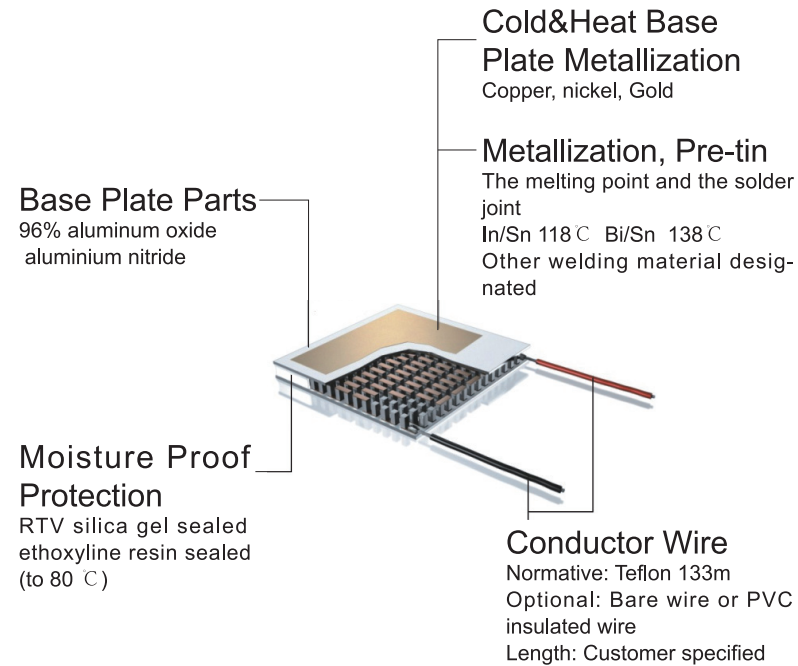
3D hot-lid, even pressure, perfect seal ensures good heat preservation




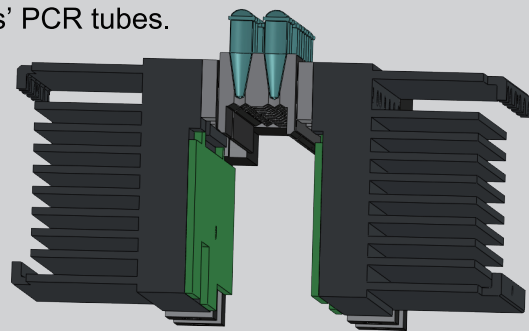
Light and small, space saved

Precise temperature control system

Adopting unique side double Ferrotec heating method, add heat transmission area, speed up heat transmission, improve the rate of temperature increase. Meanwhile, novel three-block design ensures temperature uniformity of each block, controlled independently without interruption. One instrument, three blocks, gradient function, different experience.



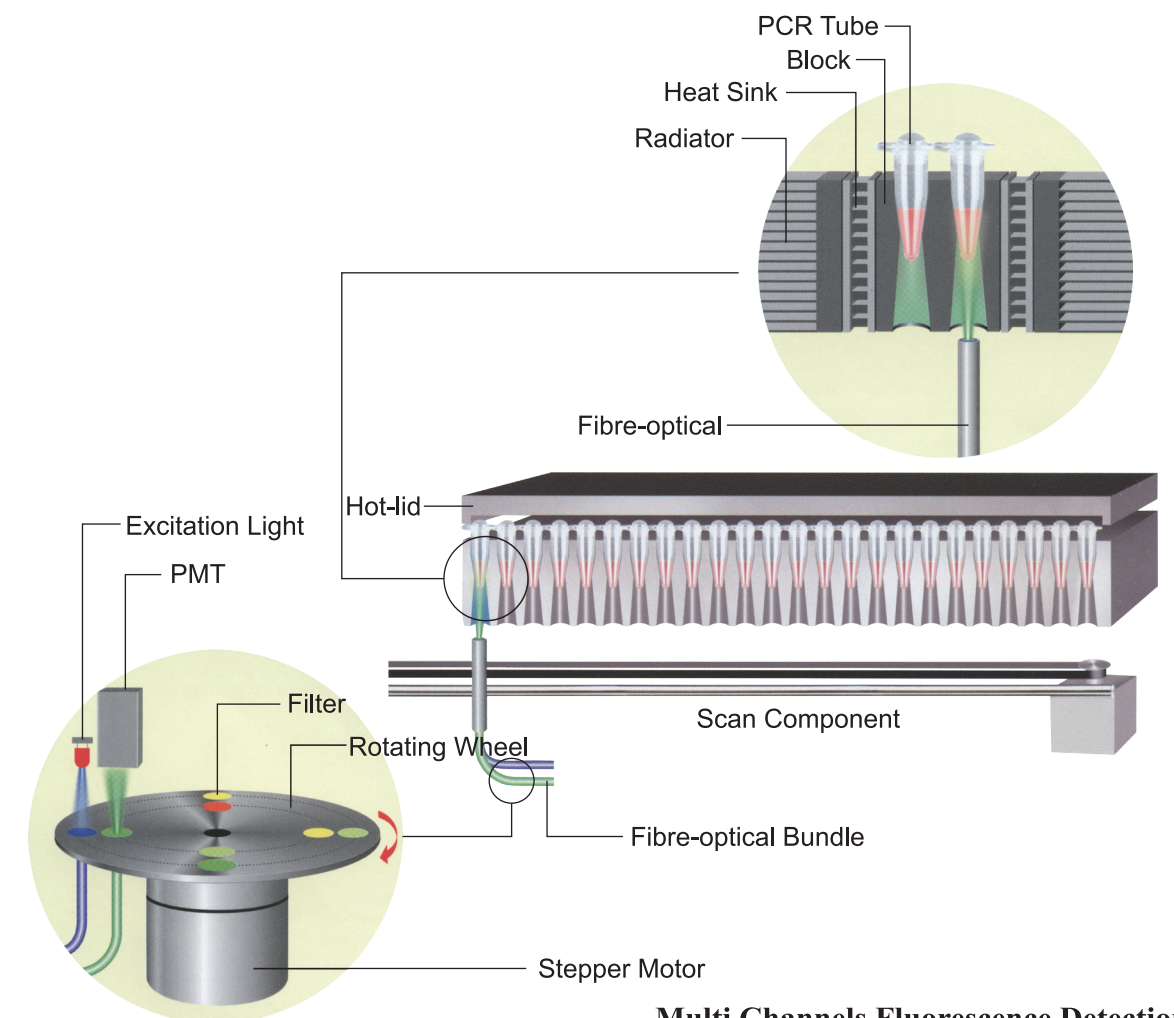
- Advanced thermoelectric refrigeration technology and super fast heat cycle system ensure fast and stable heating and cooling.
- Multipoint temperature control, ensures better temperature uniformity for 48 sample holes.
- SOAK ensures low temperature conservation of PCR kits.
- Hot lid realizes PCR oil-free operation.
- Auto hot lid, no need for manual open/close, ensures constant pressure regarding various heights' PCR tubes.



A rapid and sensitive fluorescence detection system

Unique bottom detection mode effectively avoid interference

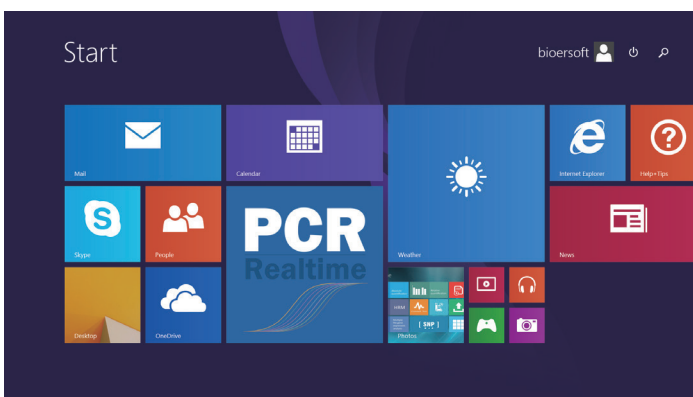
- Long-life LED light source, no need to maintain.
- Advanced optical fiber technology, makes optoelectronic system more sensitive and reliable.
- Sophisticated optics system and super sensitive PMT, makes the fluorescence detection's accuracy and sensitivity to the best.
- Advanced bottom fluorescence detection technology, is protected by patent.



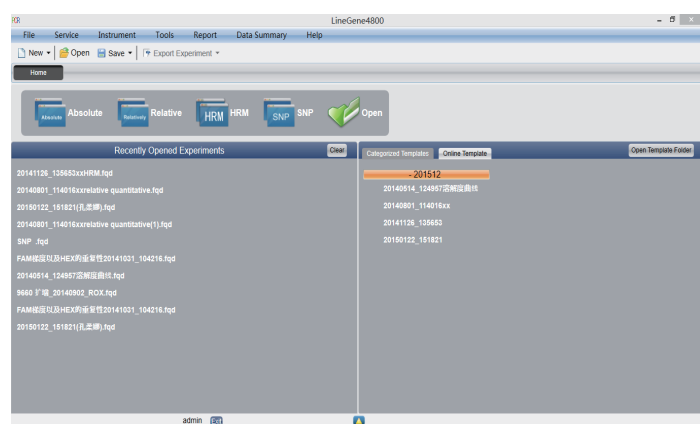
Multi Channels Fluorescence Detection Principle

Powerful software system

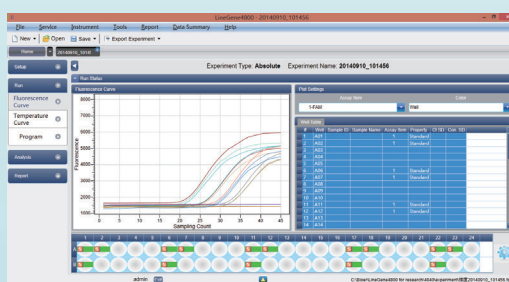
- Chinese/English interface, flexible program setting, comprehensive analysis and report function, all the parameters can be stored.
- Multiple or single report printing is supportive.
- Automation, accuracy, in-time service provided by long-distance network, give the most advanced technology support for 48 well quantitative detection system.
- Support Windows Tablet.
- Support connecting modes of RS232, USB, Bluetooth.



● Tablet software interface



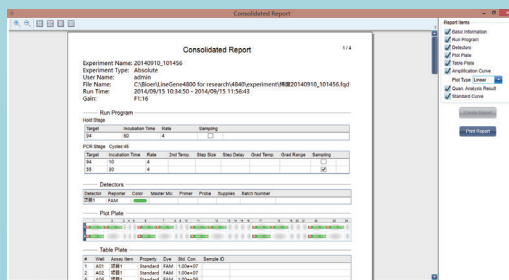
- Main interface covers simplified settings of quantification, relative quantification, SNP, HRM function, besides, more functions like, open latest file, classified template. It's more convenient to search previous experiments and create a new experiment through classified template.



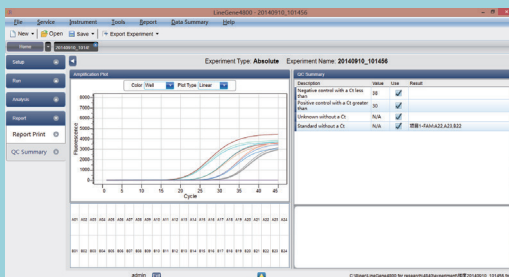
- On the software running interface, real-time temperature curve and program running progress as well as real-time fluorescence can be seen, to better master the whole experiment progress



- On the experiment result analysis interface, three kinds Ct value calculation methods analyze the Ct value accurately. It can analyze experiment result by standard curve from standard or by importing outside standard curve.




- Consolidated report, includes basic experiment information, programs, reacting plate picture, amplification curve. All the experiment data is clear at one glance.



- Quality control report, ensures the experiment accuracy.

Technical parameters of product

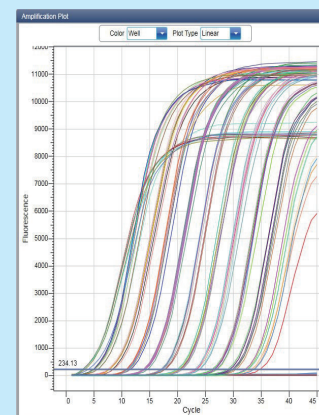


Specifications

Product name	LineGene K Plus Fluorescent Quantitative Detection System			
Model	FQD-48A(EA2)/FQD-48A(EA4)			
Sample Capacity	48×0.2ml (Single tube or Strips 8 PCR tubes)			
Detected Fluorescence	F1	F2	F3	F4
Dye	FAM, SYBR Green I	VIC, HEX, JOE, Cy3, TAMRA	ROX, TEXAS-RED	Cy5 Quasar 670
Block Temp. Range	4~105 C (Min setting scale is 0.1 C)			
Heating/Cooling Rate	4 C/s(max)			
Temp. Control Accuracy	±0.2 C (55 C typical value)			
Temp. Fluctuation	±0.1 C			
Temp. Uniformity	±0.5 C			
Hot-lid Temp. Range	30~110 C (Adjustable, Default 105 C, Automatic Hot-lid)			
Temp. Control Mode	Three independent temperature control blocks, 0.1~6 C Temperature difference between blocks.			
Operation Mode	Continuous			
Feature Function	Absolute Quantification, Relative Quantification, SNP Analysis, Melting Curve Genotyping, Gradient, HRM, Multi-channel Crosstalk Correction, Background Correction, Automatic Gain, Customized Parameters.			
Operation System	Microsoft: Windows XP/windows vista/windows 7/windows 8			
PC Configuration	Surface Pro series, PC/Laptop			
Socket	RS232 adapter, USB adapter, Bluetooth adapter			
Power Supply	100-240V~ 50/60Hz 600W			
Dimension	375mmX340mmX315mm			
Weight	18 kg			

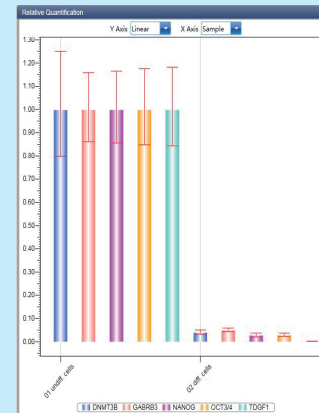
● Absolute Quantification

Repeating the experiments of 10 times concentration gradient. The results showed good reproducibility and high sensitivity.



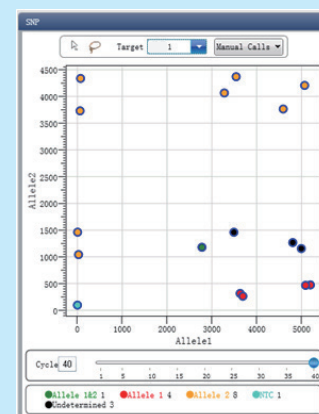
● Relative Quantification

The detected genes: GAPAH (Endogenous Control), NANOG, OCT3/4, DNMT3B, GABRB3, TOGF1. The results showed the relative content of each gene was detected accurately.



● SNP

The results shows different genotypes are obviously distinguished.



● HRM

Two templates with one base pair difference in triplicate, the difference is easily recognized.

